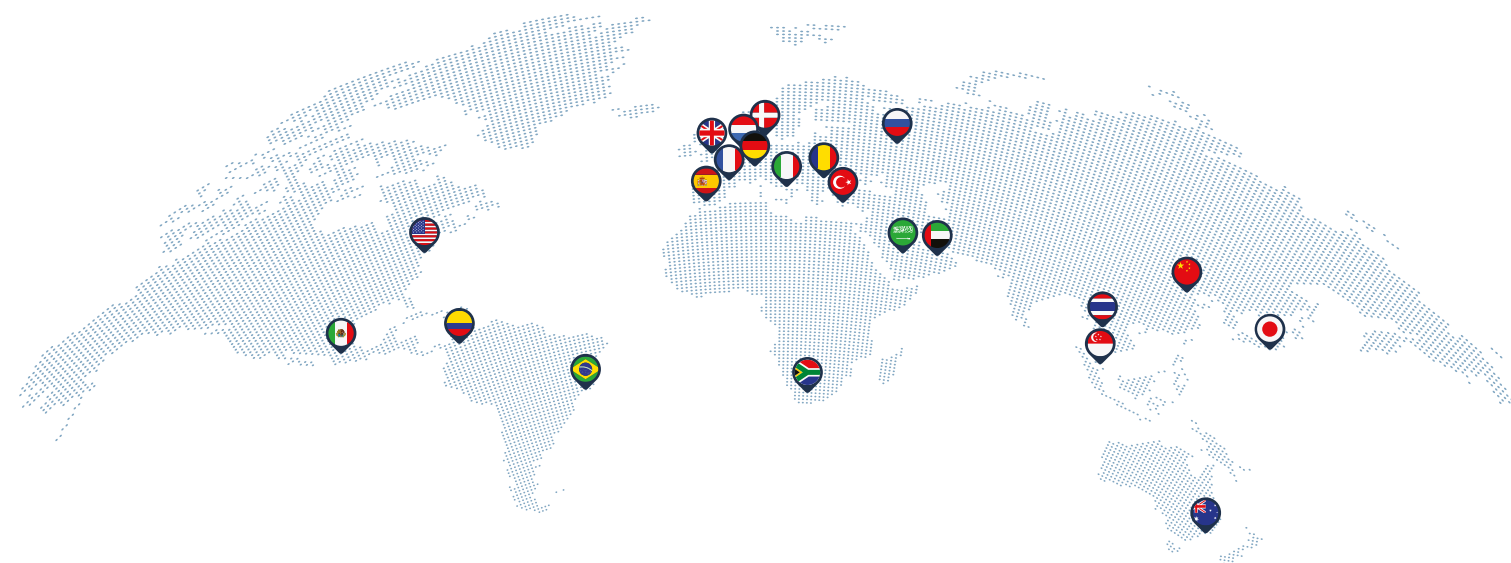


Globally Present, Locally Active



Twenty-two national SEKO companies across six continents means that, wherever you are, you enjoy the same exceptional level of service as every SEKO customer around the world.

And an accredited partner distributor network allows us to provide local customer support in over 120 countries, so you benefit from region-specific knowledge and rapid delivery of goods as well as world-class after-sales service and technical assistance.

SEKO Hub

A world of SEKO in one

For everyone from buyers and engineers to end users, SEKO Hub is the ultimate all-encompassing platform that brings you to the heart of SEKO and gives you what you need when you need it.

Bringing together essential documents such as manuals, case studies, data sheets and brochures as well as tutorial videos, favourite products, an appointment booking system and so much more, SEKO Hub is a central personalised platform to revolutionise the way you work.

SEKO Hub is available online or via app, so you're never without it whether you're at work, at home or on the move. It's your home for the complete SEKO experience, so join SEKO Hub and make our world a part of yours.

SEKO reserves the right to amend and change specifications without prior notice. All pictures shown are for illustration purpose only. Actual product may vary due to product enhancement. Published data may be subject to change.

© 2024 SEKO, Layout and origin: UK, 850001 W&FLY EN V02



seko.com

SEKO

Water Driven Pumps Product Overview




Industry Applications



Water Treatment

For every chemical dosing requirement in water-treatment applications – from legionella control to maintaining hot and cold-water networks – our superior water-driven pumps deliver efficiency, longevity and sustainability in equal measure. Whether treating drinking water, process water or wastewater, these next-generation systems help operators achieve optimal system performance and chemical consumption while meeting ever-changing environmental legislation.




Agriculture

Farmers around the world benefit from the precision and consistency of SEKO's water-driven dosing pumps, which are used to inject fertiliser, pesticides and other additives into irrigation water. This means growers can rely on their equipment to help achieve healthy crops and enjoy improved yields for increased profitability while these systems' superior dosing accuracy means chemical and water waste is minimised.



Livestock

In livestock applications as varied as poultry farming, pig rearing and rabbit breeding, SEKO's water-driven pumps are the go-to-solution for protecting animal health in order to prevent the spread of disease. From the injection of vaccines and medicine into livestock drinking water to the sanitisation of pipelines, these versatile systems give breeders peace of mind at all times.



Food & Hygiene

Wherever there is a need for exceptional hygiene in the production, preparation and service of food and beverage products, SEKO's water-driven dosing pump is present, helping operators to cover a multitude of disinfection requirements. These dedicated systems ensure managers can maintain the highest standards of hygiene across sites such as restaurants and hospitals where public health protection is paramount.



Industry

Industrial processes require solutions that are robust and durable without compromising on performance, which is why our water-driven pumps are the go-to dosing solution for operators of demanding applications within the graphic and metalworking industries to name just two. From vibro-abrasion, degreasing and legionella control to mineral dosing and wetting agent injection, these versatile systems cover myriad processes.



Car Wash

In the ever-demanding automotive care sector where exceptional results must be achieved as standard, SEKO water-driven dosing pumps offer high-precision chemical injection solutions for tunnel wash, self-serve and gantry wash systems and many other commercial car wash applications. These systems help managers minimise chemical, water and energy consumption while maintaining consistent results as part of a sustainable, profitable operation.

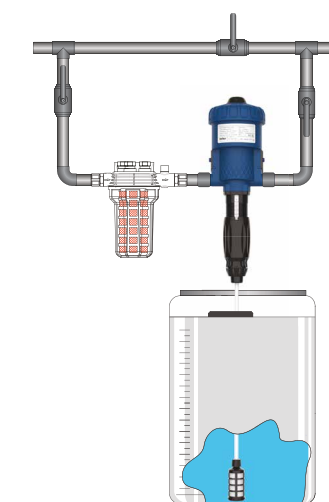
Water-driven pumps

Automatic chemical dosing systems

SEKO's water-driven pumps are the latest addition to our world-leading range of chemical dosing systems, offering an alternative to automatic solenoid, peristaltic and motor-driven metering to serve a vast range of applications.

Installed directly in the water supply line, the water-driven pump uses water pressure as its power source and automatically mixes concentrated chemical proportional to water volume regardless of variations in flow or pressure which may occur in the main line.

This ultra-reliable dosing method means operators can rely on consistent performance in applications as varied as water treatment, automotive care and industrial processes.



Pump installation

In order to optimise your installation and get the most out of your water-driven pump, we recommend the following guidelines are met:

- Refer to local water regulations
- Install a filter upstream depending on water quality
- Change dosing seals at least once a year
- Rinse as often as possible with clean water
- Turn off water supply and allow pressure to drop to zero before adjusting injection rate
- Install necessary protections for excess flow, excess pressure and water hammer

Features


- Easily regulated injection rate
- Portability (emergency skids)
- Low operating and maintenance costs
- Dose any liquid or water-soluble product
- Precise, repeatable dosing
- Non-electric (energy saving)
- Simple dosage adjustment (in % increments)
- Self-priming and efficient mixing
- Optimal water and polymer consumption
- Reduced cleaning and maintenance time
- Security: if the water flow stops, dosing stops automatically
- Automatic dosing stops in event of water flow ceasing

Specification

Model	D25RE020	D25RE050	D25RE100
Injection Dosage	0.2 - 2%	1 - 5%	3 - 10%
Water Flow Rate*	10 - 2,500 l/h	10 - 2,500 l/h	10 - 2,000 l/h
Pressure	0.3 - 6 bar	0.3 - 6 bar	0.3 - 4 bar
Concentrated Additive Injection Rate	0.02 - 50 l/h	0.1 - 125 l/h	0.3 - 200 l/h

*For others fluids than water, please contact us

Features & benefits



Low operating & maintenance costs

The water-driven pump's robust components and intelligent design mean the system is inexpensive to both run and maintain



High-precision, repeatable dosing

Operators can depend on the water-driven pump to dose a range of chemicals with superior accuracy every time



Non-electric

The pump's absence of electrical connection make it the perfect solution for operators seeking to achieve precise dosing even in remote locations



Reduced cleaning and servicing time

The exceptional build quality of the water-driven pump allows operators to spend minimal time servicing the system



Self-priming and efficient mixing

Removing the need for manual priming, the water-driven pump brings speed and efficiency to every dosing application



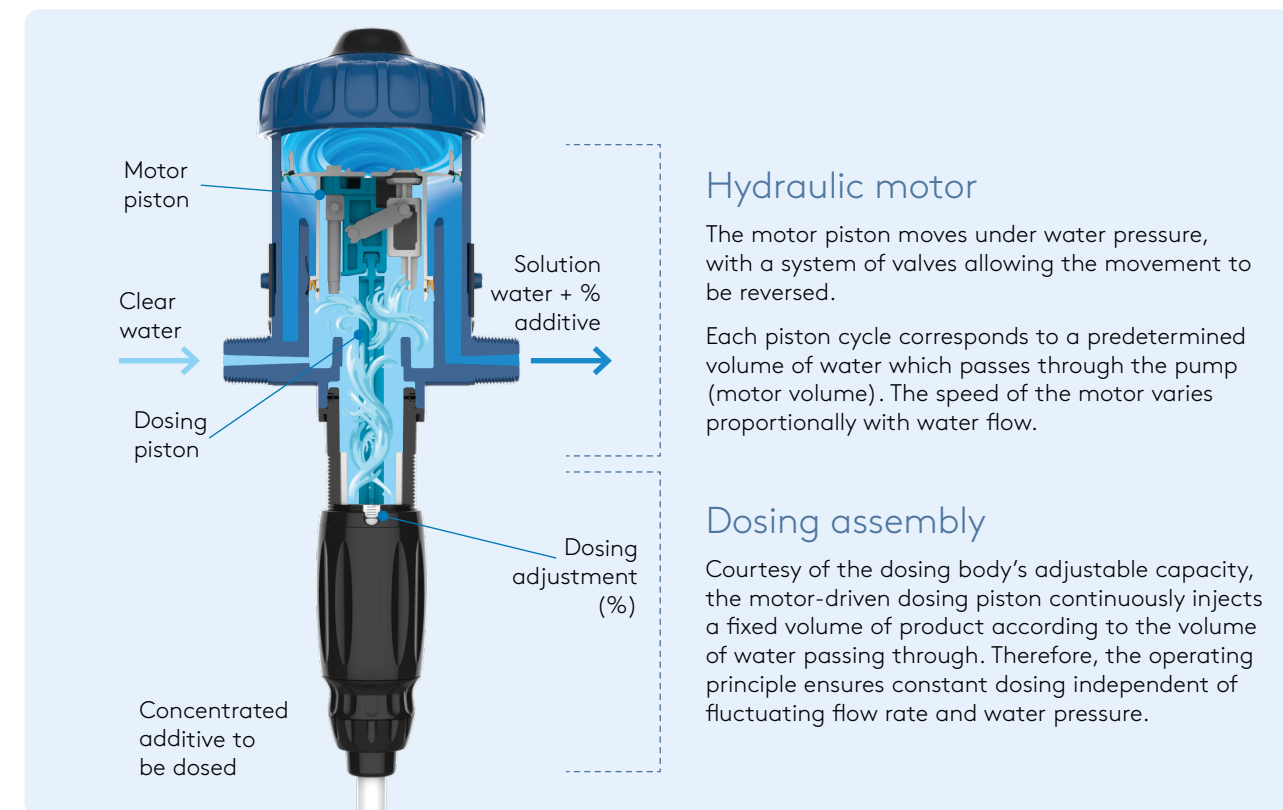
Easily regulated injection rate

Users enjoy ultra-tight control to prevent chemical wastage and associated costs with ease

Water-driven pump technology

Water-driven pump technology is based on a hydraulic motor pump activated only by pressure and water flow. Installed directly on the water supply line, the pump operates by using the water flow rate as a source of energy.

The pressure and flow rate of the water actuate the motor piston which drives a second, product-dosing piston. The product is injected and mixed continuously with the water from the mains supply at the selected dosing rate % (rate of product/water incorporation). The dose of concentrated product is directly proportional to the volume of water passing through the pump, independent of variations in the flow rate and pressure of the mains water supply.



Water driven pumps key code

Model	Pressure [bar]	Flow rate [l/h]	Ø Hydr. Connections IN/EXT. [mm]	Concentrated product injection rate [l/h]	Adjustable dosage [%] [l:]	
WDP	Water driven pump.					
D25	0 - 6	10 - 2,500 10 - 2,000	3/4" M BSP-NPT Ø 20 x 27mm	0.02 - 50 0.1 - 125 0.3 - 200	0.2 - 2 1 - 5 3 - 10	500 - 50 100 - 20 33 - 10
Injection dosage						
RE	Adjustable					
Dosage range						
	%	1:				
020	2	50				
050	5	20				
100	10	10				
Seals						
F	FPM					
E	EPDM					
Body material						
P	PP					
V	PVDF					
Mixing device						
0	Internal					
Market						
0	Western					



WDP with PP body

- The ideal general-purpose pump
- Broad chemical compatibility
- Suitable for fresh, salt and deionised water
- Commonly used for chemicals as varied as formaldehyde, potassium and sulfuric acid

WDP with PVDF body

- Exceptional chemical compatibility
- Easy to weld
- Superior thermal stability and resistance to stress cracks
- High corrosion resistance